



Refugees/Migrants Emergency Response - Mediterranean

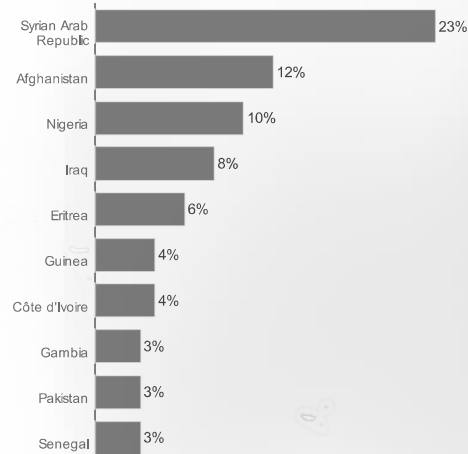
31 December 2016

<http://data.unhcr.org/mediterranean>

Increasing numbers of refugees and migrants take their chances aboard unseaworthy boats and dinghies in a desperate bid to reach Europe. The vast majority of those attempting this dangerous crossing are in need of international protection, fleeing war, violence and persecution in their country of origin. Every year these movements continue to exact a devastating toll on human life.

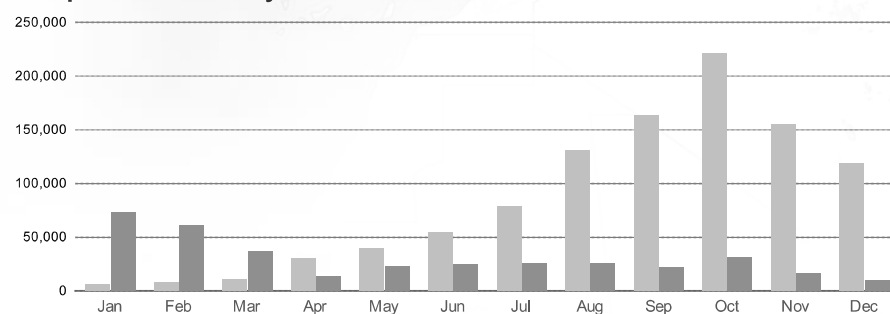
Top-10 nationalities of Mediterranean sea arrivals

Top-10 nationalities represent 76% of the sea arrivals based on arrivals since 1 Jan 2016



Other countries represent 24% of the total

Comparison of monthly Mediterranean sea arrivals



Evolution - Mediterranean Sea

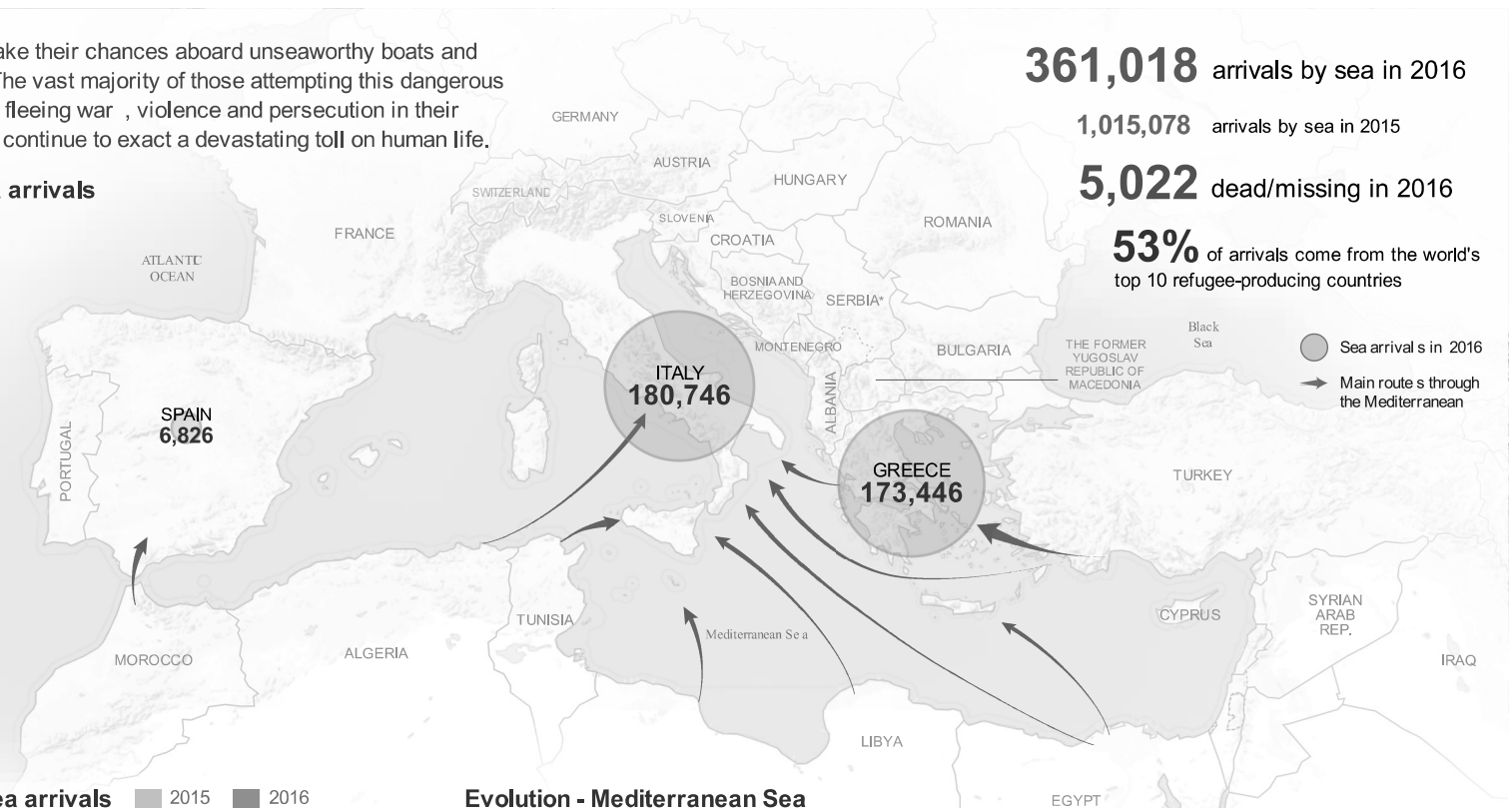


361,018 arrivals by sea in 2016

1,015,078 arrivals by sea in 2015

5,022 dead/missing in 2016

53% of arrivals come from the world's top 10 refugee-producing countries



Demographics based on arrivals since 1 Jan 2016



*Serbia (AND KOSOVO: S/RES/1244 (1999))

[Download excel data](#)

The boundaries and names shown and the designations used on this map do not imply official endorsement or acceptance by the United Nations